

# LUKB Aktiv Verwaltetes Tracker-Zertifikat auf Nachhaltigkeits-Champions Basket

## FACTS AND FIGURES

<b>ISIN</b>	CH1121305663	<b>Currency</b>	CHF	<b>Maturity Date</b>	Open End
<b>NAV Date</b>	05.04.2024	<b>Valor</b>	112130566	<b>Dividend</b>	Accumulated
<b>Issue Date</b>	10.08.2021	<b>NAV</b>	86.65	<b>Mgmt Fee (total, p.a.)</b>	1.3%
<b>AuM</b>	CHF 9'259'492	<b>Components</b>	21	<b>Issuer</b>	Luzerner Kantonalbank
<b>Investment Advisor</b>	Glerner Kantonalbank				

## Produktstrategie

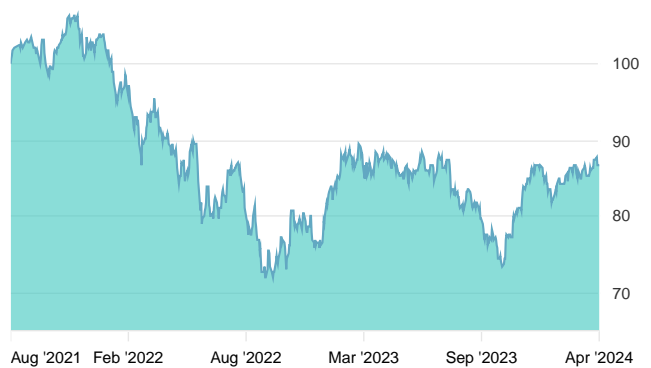
In das AMC Nachhaltigkeits-Champions werden ausschliesslich globale Unternehmen aufgenommen, welche ein hohes ESG Rating aufweisen, umfassende Nachhaltigkeitsansprüche erfüllen und bei welchen ein grosses Renditepotenzial besteht. Zusätzlich schliesst die GLKB nach freiem Ermessen Unternehmen aus, die aus ihrer Sicht problematische Produkte herstellen.

Mit etablierten Methoden der Portfoliokonstruktion wird der CO<sub>2</sub>-Fussabdruck des Nachhaltigkeits-Champions Portfolios zusammen mit dem Partner Finreon reduziert. Der verbleibende Fussabdruck wird anschliessend durch eine Allokation im Finreon ZeroCarbon Offset Zertifikat neutralisiert, ohne dabei auf Renditechancen verzichten zu müssen.

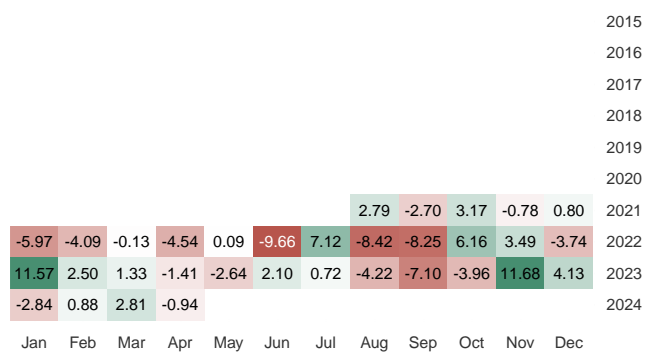
## PERFORMANCE

<b>1 month</b>	1.16%	<b>52 week high</b>	88.59
<b>3 months</b>	2.18%	<b>52 week low</b>	73.71
<b>1 year</b>	-1%	<b>All-time high</b>	106.05
<b>Since inception</b>	-13.35%	<b>All-time low</b>	72.12
<b>YTD</b>	-0.18%	<b>Max draw down</b>	-31.99%

## PRICE CHART



### PERFORMANCE HEAT MAP



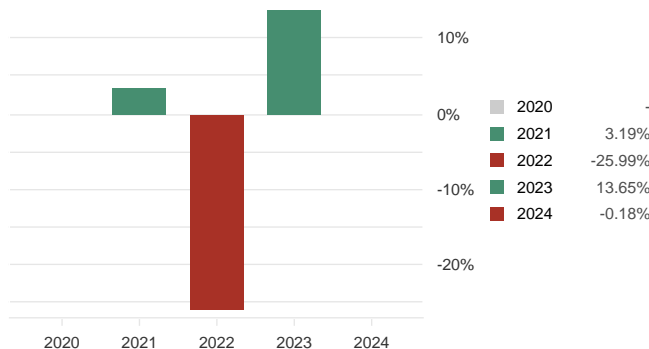
### UNDERWATER CURVE



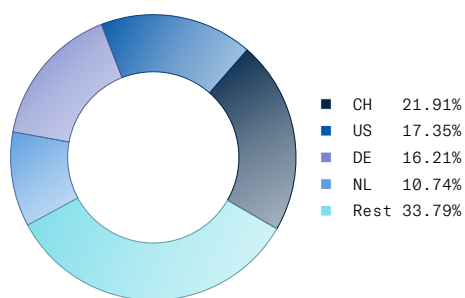
### HISTORICAL VOLATILITY



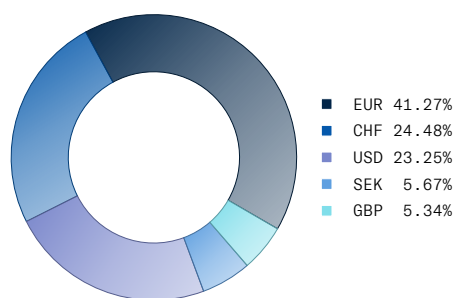
### PERFORMANCE ANNUAL



### PRODUCT COMPOSITION BY COUNTRY

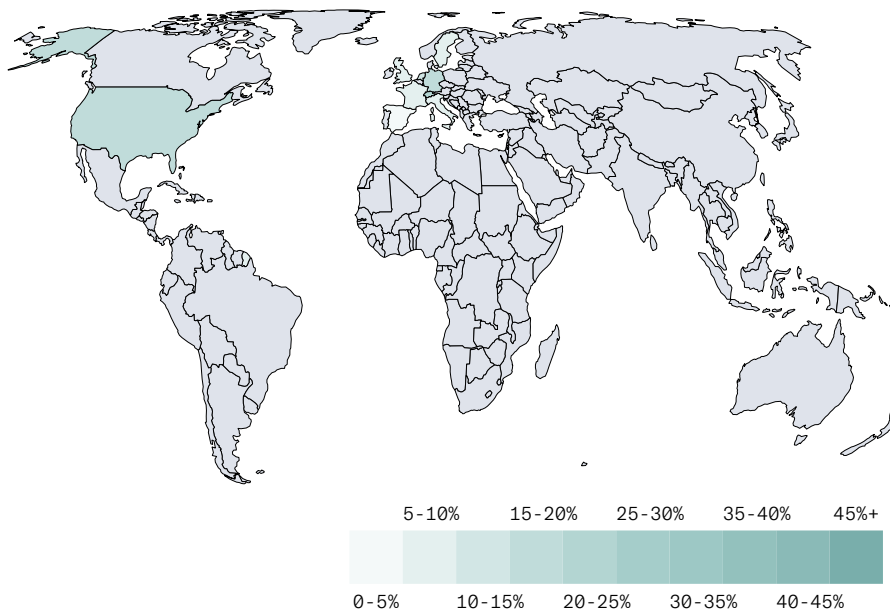


### PRODUCT COMPOSITION BY CURRENCY



## COUNTRY EXPOSURE MAP

Switzerland	21.91%
USA	17.35%
Germany	16.21%
Netherlands	10.74%
JE	5.9%
Sweden	5.67%
France	5.54%
Italy	5.34%
UK	5.34%
Spain	3.43%
CHF	2.57%



## TOP 5 - BEST PERFORMERS

Name	Short Name	Currency	Last price	Performance
MONCLER S.P.A.	MONC IM	EUR	66.04	56.07%
WORKDAY INC	WDAY UW	USD	268.32	42.42%
SALESFORCE.COM INC	CRM UN	USD	301.91	38.39%
FIRST SOLAR INC	FSLR UW	USD	174.60	21.73%
GEORG FISCHER AG	GF SE	CHF	65.95	17.68%

## WORST 5 - PERFORMERS

Name	Short Name	Currency	Last price	Performance
GRIFOLS SA	GRF SM	EUR	9.03	-31.65%
CLARIVATE PLC	CLVT UN	USD	7.37	-12.92%
SIG GROUP AG	SIGN SE	CHF	20.14	-11.16%
SGS SA	SGSN SE	CHF	84.00	-10.59%
BT GROUP PLC	BT/A LN	GBP	1.05	-6.96%

## TOP 5 - LARGEST HOLDINGS

Name	Short Name	Currency	Last price	Percentage
------	------------	----------	------------	------------

FIRST SOLAR INC	FSLR UW	USD	174.60	6.19%
SIG GROUP AG	SIGN SE	CHF	20.14	6.03%
CLARIVATE PLC	CLVT UN	USD	7.37	5.9%
NN GROUP N.V.	NN NA	EUR	42.99	5.86%
DEUTSCHE TELEKOM AG	DTE GY	EUR	22.00	5.68%

## COMPOSITION

### CASH

Short name	Name	ISIN	Currency	Units / AMC	Total units	Percentage
(READONLY) ACCUMULATED P/L FROM FX HEDGING ACTIVITIES	(READONLY) ACCUMULATED P/L FROM FX HEDGING ACTIVITIES	-	CHF	1.35542432	144'847.42	1.56%
(READONLY) ACCUMULATED INCOME	(READONLY) ACCUMULATED INCOME	-	CHF	0.87403874	93'404.15	1.01%
CHF	CHF	-	CHF	0	0	0%

### FUNDS

Short name	Name	ISIN	Currency	Units / AMC	Total units	Percentage
FISCFAI GR	FINREON SGKB C ARBON FOCUS - AK I1	DE000A3C5CM9	EUR	0.04371923	4'672.055125	5.06%

### STOCKS

Short name	Name	ISIN	Currency	Units / AMC	Total units	Percentage
FSLR UW	FIRST SOLAR INC	US3364331070	USD	0.03414402	3'648.801119	6.19%
SIGN SE	SIG GROUP AG	CH0435377954	CHF	0.25962343	27'744.657659	6.03%
CLVT UN	CLARIVATE PLC	JE00BJJN4441	USD	0.77064086	82'354.535873	5.9%
NN NA	NN GROUP N.V.	NL0010773842	EUR	0.12118144	12'950.054963	5.86%
DTE GY	DEUTSCHE TELEKOM AG	DE0005557508	EUR	0.22968106	24'544.865944	5.68%
ESSITYB SS	ESSITY AB	SE0009922164	SEK	0.22254229	23'781.98177	5.67%
WDAY UW	WORKDAY INC	US98138H1014	USD	0.02006717	2'144.478465	5.59%
CRM UN	SALESFORCE.COM INC	US79466L3024	USD	0.01774602	1'896.427956	5.56%
SK FP	SEB SA	FR0000121709	EUR	0.0428208	4'576.045291	5.54%
SHL GY	SIEMENS HEALTHINEERS AG	DE000SHL1006	EUR	0.08720725	9'319.402539	5.47%
MONC IM	MONCLER S.P.A.	IT0004965148	EUR	0.07186299	7'679.638693	5.34%
BT/A LN	BT GROUP PLC	GB0030913577	GBP	3.87973319	414'607.687463	5.34%

SCHP SE	SCHINDLER HOLDING AG	CH0024638196	CHF	0.0204839	2'189.012276	5.3%
GF SE	GEORG FISCHER AG	CH1169151003	CHF	0.06946612	7'423.496908	5.29%
SGSN SE	SGS SA	CH1256740924	CHF	0.05452907	5'827.248846	5.29%
STMPA FP	STMICROELECTRONICS AG	NL0000226223	EUR	0.11250296	12'022.628549	4.88%
GRF SM	GRIFOLS SA	ES0171996087	EUR	0.3379725	36'117.430851	3.43%

## IMPORTANT LEGAL NOTICE

The information contained herein is intended for informational purposes only and does not constitute an offer. Despite careful processing, Luzerner Kantonalbank offers no guarantee and accepts no liability for its accuracy. The relevant Product Documentation as well as the Key Information Document can be obtained directly at Luzerner Kantonalbank AG via telephone +41 44 206 99 55\*, or via email: structuredproducts@lukb.ch. Selling restrictions apply for the EEA, USA, US persons, and the United Kingdom. Potential Investors should ensure that they have sufficient knowledge to evaluate and understand the risks and benefits of an investment in the Product and to consider the suitability of the Product as an investment in light of their own circumstances, investment objectives, tax position and financial condition by consulting their own professional financial, accounting, legal and tax advisors. Any – including only partial – reproduction of any text or picture is solely permitted based on an authorization from Luzerner Kantonalbank AG. No responsibility is assumed in case of unsolicited delivery. 2024 Luzerner Kantonalbank. All rights reserved.

\*Calls to this number are recorded. By calling this number, we assume your consent to such recording is given.